

Hunter®

 **Hydrawise™ Ready**
IRRIGATION CONTROLLERS

Hydrawise Software/App Owner's Manual



Table of Contents

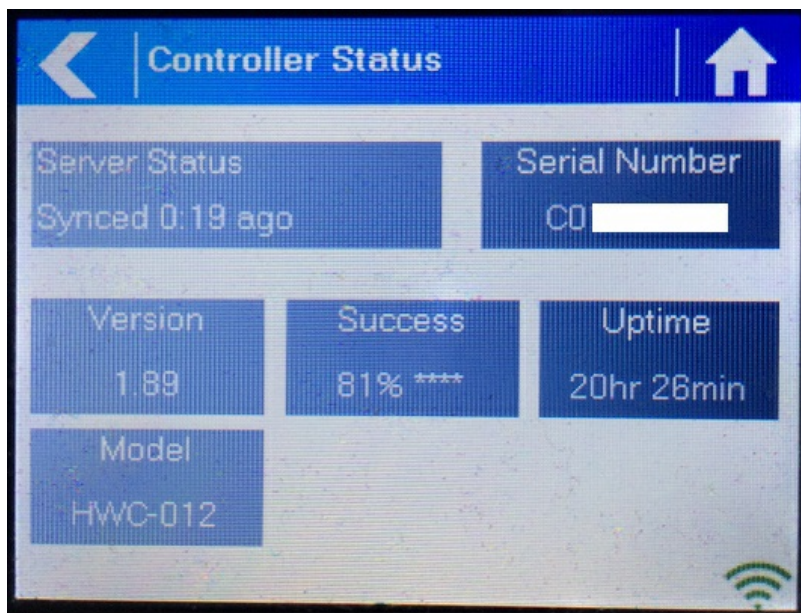
Table of Contents	2
HC - How To Link My HC Controller To My Hydrawise Account?	3
HC - How Do I Find My HC Controller's Serial Number?	4

HC - How To Link My HC Controller To My Hydrawise Account?


When you receive your HC controller, you will need to link the controller hardware to your Hydrawise account. This is done by entering the unit's serial number into your website account.

The serial number can be found in two places:

From the main display tap on **Status > Controller Status**



If you haven't already mounted your HC controller to the wall, then you can reference the number on the backhand side.



For more detailed instructions to locate your serial number, [click here](#) ^[1].

Once you have your serial number noted please follow the step below in order to register for an account if you haven't already or to log into your account so you can link your controller.

1. **Register for an account**

If you have not already done so, you should [register](#) ^[2] for an account at the HydraWise website.

2. **Log into your account**

[Log into your account](#) ^[3]. If this is the first time that you have logged in you will be guided through a setup wizard to help you with the initial configuration of your controller.

3. **Link your controller to your account**

You must link your Hydrowise unit to your Hydrowise website account before it will start watering. Go to the [Dashboard](#) ^[3] and move your mouse over the Status icon and click the "Link to Controller" button.

4. **Enter the serial number of your controller**

The serial number can be found on the rear of the unit, on the outside packaging or on the Controller Status screen in the HydraWise unit.

HC - How Do I Find My HC Controller's Serial Number?

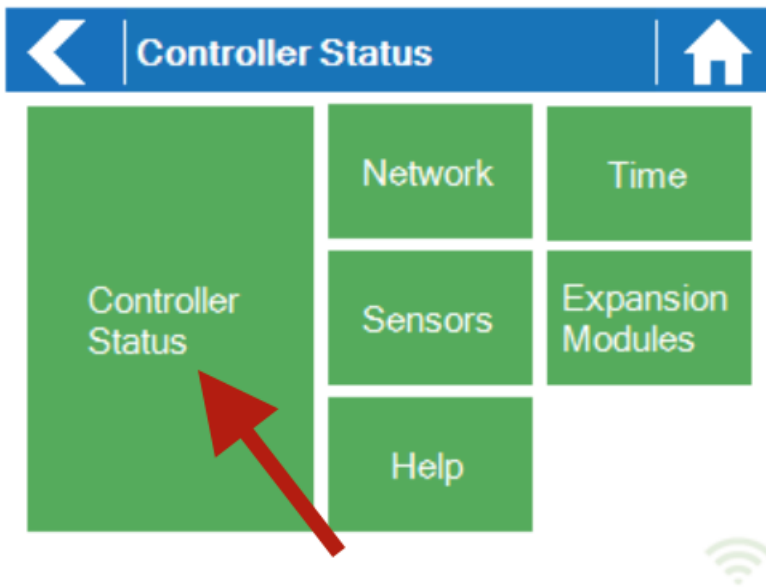
Your controller's serial number can be found on the rear of your controller or on the controller's touchscreen.

To access the serial number on the touchscreen follow these steps:

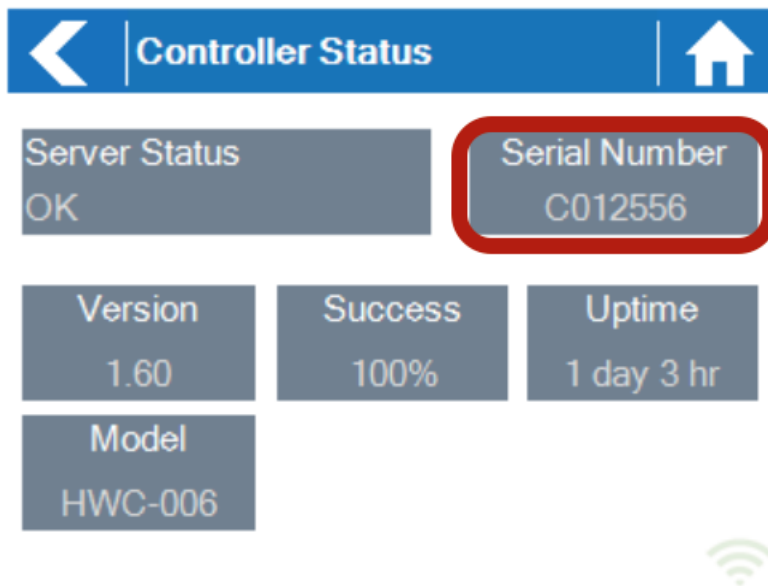
1. From the Home screen touch on **Status**



2. Touch on **Controller Status**



3. The serial number is shown on this screen. Note that the serial number only contains the letters **A through F** and the numbers **0 through 9**.



if you haven't already mounted your controller to the wall, you can find the serial number on the back of the unit.



You can also refer to this [Link controller to my account](#) ^[4]: to link controller to you account.