

Offline Mode - Turning Off Start Times

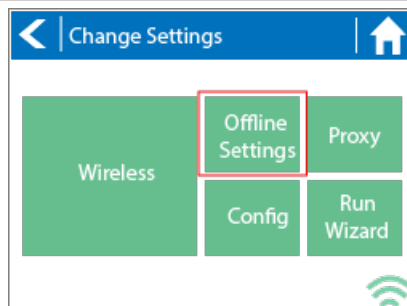
From the controller, you can manually turn it off by removing the start time when the controller is NOT connected to Wi-Fi using offline mode. Please follow the steps and screenshots listed below:

1. Select "**Settings**" in the home menu at the controller.
2. Select "**Offline Settings.**"
3. Select "**Program Start Times**" on the upper right side of the screen.
4. Select "**Modify**" which will allow you to edit you start times.
5. Finally, Select "**Delete**" button to no longer allow controller to run in offline mode.

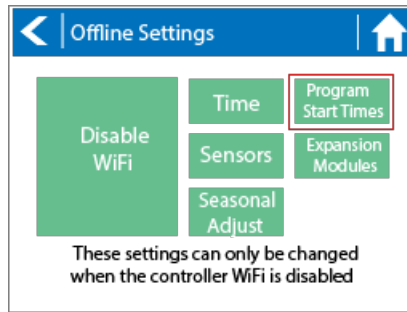
Step 1



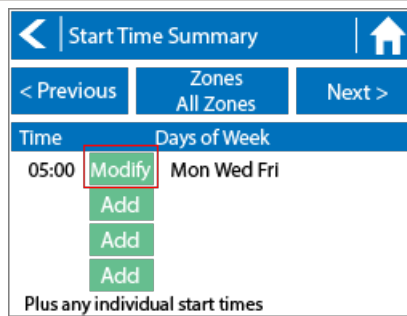
Step 2



Step 3



Step 4



Step 5

