
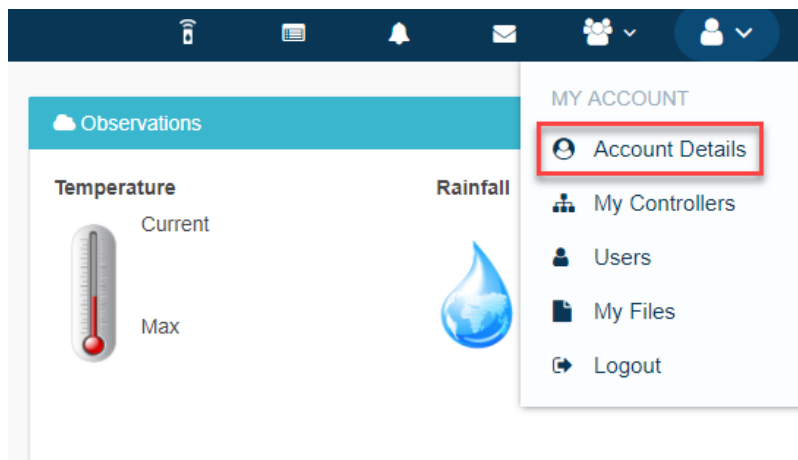


# Language

For information on changing the language on your account, please view the steps and screenshots to access this feature:


1. Click **"Account Details"** under the settings tab on the upper right.
2. Click the  icon in the user settings box.
3. Choose the **"language"** and select **"ok."**


## STEP 1




## STEP 2


**USER SETTINGS**

 UNITS OF MEASUREMENT  
Celsius & Millimeters

 LANGUAGE  
English




Hydrawise Contractor  
contractor@hydrawise.com



### STEP 3

Edit User ×

  
Change picture

**Name**

**Email Address**

**Units of Measurement**

**Language**