




How do you update the business details?

As a landscape irrigation contractor, you can update your business details at any time through your account. Keeping your contact information up to date is important to keep your business growing in the market. To access this feature, please review the simple steps below.

1. Sign in to your [Hydrawise account](#).^[1]
2. Click on the **MSM (Multi-Site Manager)** icon () on the upper right-hand side of the app. If accessing from a web browser, click on the () on the upper right-hand side.
3. Select **BUSINESS PROFILE**.
4. You will be able to edit any of the following:
 - **Add or Change Picture**
 - **Business Name**
 - **Phone or Email**
 - **Business location** (office street address)
 - **Website**
 - **Business Description** - This description will appear next to your business in our list of Hydrawise contractors
5. Finally, check the box if you would like your details **visible online** for homeowners to find your details.

Contractor Details



Change picture

Your Business Name

Hunter Landscapes, Inc.

This name will appear in our list of Hydrowise contractors

Contact Details

800-733-2823

This contact number will appear next to your business

Business Location

1943 Diamond Street, San Marcos, CA, United State:

Your address will help Hydrowise customers find you

Website

http://Hunterindustries.com

This name will appear in our list of Hydrowise contractor

Business Description