

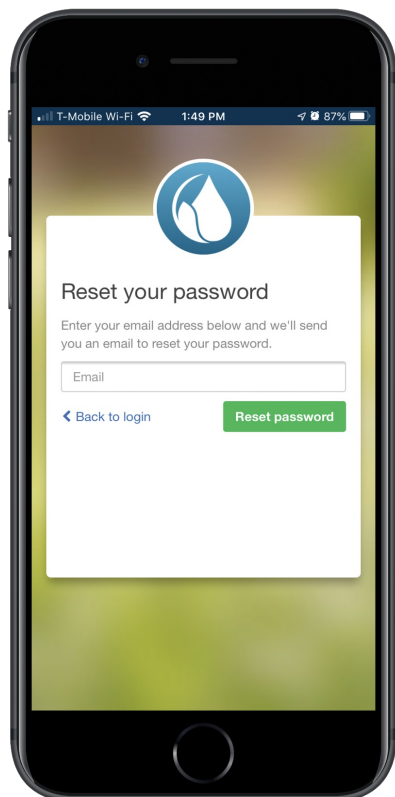
# How to Reset Your Password

You may have forgotten your password or need to change it for personal reasons. Please review the following steps for help resetting your password.



**IMPORTANT:** HydraWise uses standard, alphanumeric U.S. typing keys. These keys include upper- and lowercase letters, numbers, punctuation marks, and symbols positioned in the same way as the keys on a standard U.S. keyboard.

## Forgot Password

If you registered using your email address (i.e., not using the Facebook option), click **FORGOT PASSWORD?** from the [login](#) <sup>[1]</sup> screen. On the next screen, enter your registered email address and click **RESET PASSWORD**. You will receive an email with a password reset link and you can choose your new password. If you are having trouble logging in to Facebook using the application, follow this guide to reset your password: [Unable to Log In Using Facebook App](#) <sup>[2]</sup>.



## Changing Password

1. Log in to the app.
2. Click the **MENU**  icon on the upper right-hand side of the app.
3. Select the **ACCOUNT** tab. Then select **ACCOUNT DETAILS**.
4. In the **USER SETTING** box, click the  icon.
5. Select **CHANGE PASSWORD**.
6. Enter the **CURRENT PASSWORD**.
7. Enter the **NEW PASSWORD** twice.
8. Click **OK**.

